





// WELCOME TO BRITISH FIRES

Uncompromising Quality. The design and development has this one mindset which drives us to deliver exceptional products.

Our aim is simple – to help you create a beautiful and vibrant environment for you to enjoy.

// DETAIL IS EVERYTHING

The inspiration to develop the Brockenhurst suite was triggered by asking ourselves a simple question: How can we combine our award winning LED flame-effect technology with a stunning display that compliments the modern home?

The answer was to design a marble-effect suite that is sleek, solid, and timeless.

We thoughtfully obsessed over every detail in order to arrive at a convincing marble-effect design, one that can serve as a centre piece of any home.



// SEAMLESS JOINTS

A suite made of the latest in MDF technology is the only way to dress the Brockenhurst fire. Light in weight, and strong in both appearance and durability, the chamfered-edge design is a detail we added to bring a touch of charm to any room.


The MDF construction methods are eco-friendly and the materials that are used are sustainable.

Our premium MDF is moisture resistant with an extra smooth finish. The seamless design allows us to paint the marble-effect onto the solid-frame units.

// HAND-PAINTED

The marbling effect you see on each suite is crafted using a meticulous hand painting technique. The craftsman immerses the MDF through a controlled process that creates a vibrant and decorative marble effect to the MDF surface.

There really is no substitute for quality.



Choose between White or Grey marble-effect. Either way you won't believe it's not real marble.

All fuel bed options, shown on page 10 & 11, are included with every product.

// FOREST VIEW

The signature logs that are inspired by the New Forest National Park in Hampshire, UK, sit comfortably on an underlay of wood chippings and husk which creates an authentic, Earthy feel.

A hand painted finish brings the log to life and subtly delivers a real presence.

*Included with standard model



// DIAMOND LIGHT

A dynamic way to show how light can enhance the visual aspect of a flame effect - this is something magical. The fuel bed colour changes takes you through a journey of tranquility. Alternatively, you can choose between the orange, pink, or blue light setting to create a certain mood.

*Included with standard model



// DELUXE REAL LOGS

Upgrade your view and create the ultimate experience with our new Deluxe Real Logs.

Each Deluxe Real Log is unique and artisanly crafted using actual logs found in nature. They really enhance an already prominent statement piece in any room will take any viewer by surprise — especially, when you tell them that they are real logs.

The development process of the Deluxe Real Logs fuel bed begins by selecting different sized logs, branches, and twigs to create a natural log layout. Then placed on a forest floor bed comprised of bark, twigs, and log remnants. A resin mix is then added into the base and cured in an oven to permanently fix the logs.

*Upgraded purchase. Not included with standard model.



// HOW AIR CURTAIN TECHNOLOGY WORKS

Air Curtain Technology* is the process of circulating cooler air in and dispersing warmed air back into the room via our dual-outlet system, which is discreetly placed above the glass, creating an efficiently heated space.

AIR CURTAIN TECHNOLOGY®

*Patent Pending

Room air is drawn across the top outlet (shown right)

The fan controls the heat and distributes it widely into the room

Two-way mirrored rear glass

Unique and discreet heater outlet

Minimal glass recess



// DOWNLIGHT-EFFECT

Our award-winning LED flame technology is impressive by itself. It becomes even more amazing when the down-lights are turned on. These illuminate the mirror that reflects the logs and creates a 3D-effect with the appearance of a deeper looking fuel bed.

Two-way mirrored rear glass



Impress your guests with the click of a button. The down-lights not only create the illusion of a deeper looking fuel bed but also a brighter focal point and warmer glow.

// BE IN CONTROL

The Brockenhurst Suite is equipped with a remote control that bridges the connection between you and your fire. Each button displays an icon that clearly identifies the function to engage with the fire and explore the features.

Open window detection

If there is a sudden drop in temperature of 5°C or more within a ten minute period, the heater will automatically turn off to preserve energy. Look out for the OP sign on the digital display to show this has been activated. The heater will start up again once the temperature in the room rises or you choose to manually turn it back on.

Thermostatic heating

The Air Curtain Technology® heater system is thermostatically controlled using the remote handset which displays the current setting on the LCD screen. Choose a temperature between 17° and 27°C and the fire will do the work to heat the room to your desired temperature.



Flame control

Choose from four settings to adjust the brightness of the flame to suit your mood. Watch as the flames change brightness and height.

Down lighting

Select to have the carefully placed spot lights on and see every detail of the fire. Turn them off and you will see how relaxing the fuel bed can really be.

Fuel bed colour change

Cycle through all of the three colours that each provide a unique style. Can't decide... the cycle setting will flow through all the colours for you.

Daily and weekly timer

Set the fire to provide you with heat on any day throughout the week. The seven-day programmable calendar will remember your settings and will activate the thermostatic heater on each day and every week for when you need the New Forest fire the most.

Timer boost

A range of settings between one and nine hours can be selected to turn the heater on for a desired length of time.



// BROCKENHURST ELECTRIC SUITE

// CONTACT

// GUARANTEE

// Dimensions:

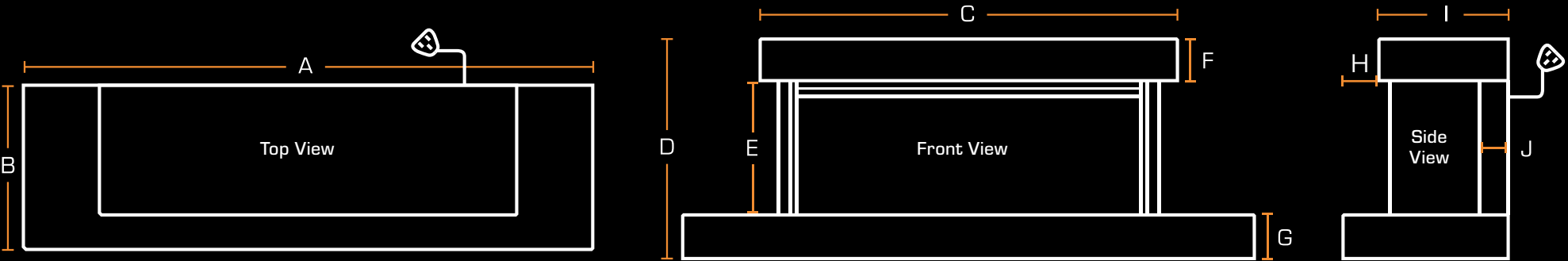
A	1400mm
B	404mm
C	1020mm
D	536mm
E	331mm
F	100mm
G	105mm
H	102mm
I	318mm
J	72.5mm

// Product specifications:

Heat output:	1500W
Supply voltage:	220-240V AC
Rating power:	50Hz
Fuse rating:	13 Amp
Lighting:	LED

// Product features:

Easy to install MDF Solid Suite
3-pin plug with 1.8m long cord
All fuel bed items included
Remote control included



+44 (0) 808 169 9911



info@britishfires.com



www.britishfires.com



British Fires Ltd
Unit 10 Avon Trading Park
Christchurch
Dorset
BH23 2BT
United Kingdom

3-year guarantee – At British Fires we pride ourselves on quality and performance, so much so that each British Fires electric product is applicable for a 3-year guarantee when purchased from an authorised dealer. We offer a standard 1-year guarantee on every electric product, but to ensure your product is covered for a further 2 years, free registration is required on our website www.britishfires.com/guarantee. Full warranty terms and conditions are available to view at www.britishfires.com.

All appliances must be installed in a correctly ventilated space in accordance with the manufacturer's installation instructions and the rules in force. This brochure is for guidance only and is not intended to replace the installation manual, which provides more detailed information. February 2021. British Fires®

Patent Application Number 1820239.0
European Patent Application No. 19215407.8
Installation: Please contact your local British Fires dealer for information on this.

This brochure was correct at publication; however, as our policy is one of continual development and improvement, specifications may be subject to change. Any such changes will not adversely affect the performance or safety of the appliance.

YOU MAY ALSO LIKE:

// WINCHESTER ELECTRIC SUITE

An ideal design for smaller, cosy, rooms the Winchester is a symmetrical, compact suite, with a strong presence. The two shelf units are each substantially built at 140mm thick and measure 1200mm across with seamless, high-quality MDF.





// BROCKENHURST ELECTRIC SUITE

// FOREST VIEW

The signature logs that are inspired by the New Forest National Park in Hampshire, UK, sit comfortably on an underlay of wood chippings and husk which creates an authentic, Earthy feel.

A hand painted finish brings the log to life and subtly delivers a real presence.

*Included with standard model



// DIAMOND LIGHT

A dynamic way to show how light can enhance the visual aspect of a flame effect – this is something magical. The fuel bed colour changes takes you through a journey of tranquility. Alternatively, you can choose between the orange, pink, or blue light setting to create a certain mood.


*Included with standard model



// DOWNLIGHT-EFFECT

Our award-winning LED flame technology is impressive by itself. It becomes even more amazing when the down-lights are turned on. These illuminate the mirror that reflects the logs and creates a 3D-effect with the appearance of a deeper looking fuel bed.

Two-way mirrored rear glass



Impress your guests with the click of a button. The down-lights not only create the illusion of a deeper looking fuel bed but also a brighter focal point and warmer glow.